




1.1-1.4GHz, 100W, 2 stages GaN Fully matched PA

Description

The G2MAH1113-100H3P is a 100-watt Psat capable, 2 stage integrated IMFET, designed for broad band applications, with frequencies from 1.1 to 1.4GHz. The module is 50 Ω input/output matched and requires minimal external components, with DC block capacitor integrated inside. The module implements multiple GaN active dice and its matching network within highly compact 30.8*27.4mm metal RF package with excellent capability for heat dissipation.



$V_{DS}=28V, V_{gs1}=-2.76V, I_{dq1}=200mA, V_{gs2}=-2.57V, I_{dq2}=20mA$

Freq (MHz)	P1dB (dBm)	P1dB (W)	P1dB Eff (%)	P1dB Gain (dB)	P3dB (dBm)	P3dB (W)	P3dB Eff (%)
1150	50.05	101.2	54.6	30.45	50.65	116.2	57.5
1200	49.37	86.6	48.0	29.77	50.38	109.6	54.2
1250	49.48	88.8	49.2	30.1	50.75	118.8	55.6
1300	49.49	89.0	52.6	30.95	50.93	123.9	60.1
1350	48.51	71.0	50.6	30.38	50.41	110.1	59.7

Applications

- L band power amplifier
- GPS/Beidou power amplifier

Table 1. Maximum Ratings

Rating	Symbol	Value	Unit
Drain--Source Voltage	V_{DSS}	150	Vdc
Gate--Source Voltage	V_{GS}	-10 to +2	Vdc
Operating Voltage	V_{DD}	+36	Vdc
Storage Temperature Range	T_{stg}	-65 to +150	°C
Case Operating Temperature	T_c	+150	°C
Operating Junction Temperature	T_j	+225	°C



TYPICAL CHARACTERISTICS

Figure 1. Network analyzer output S11/S21 (Pin=0dBm, Idq=220mA)

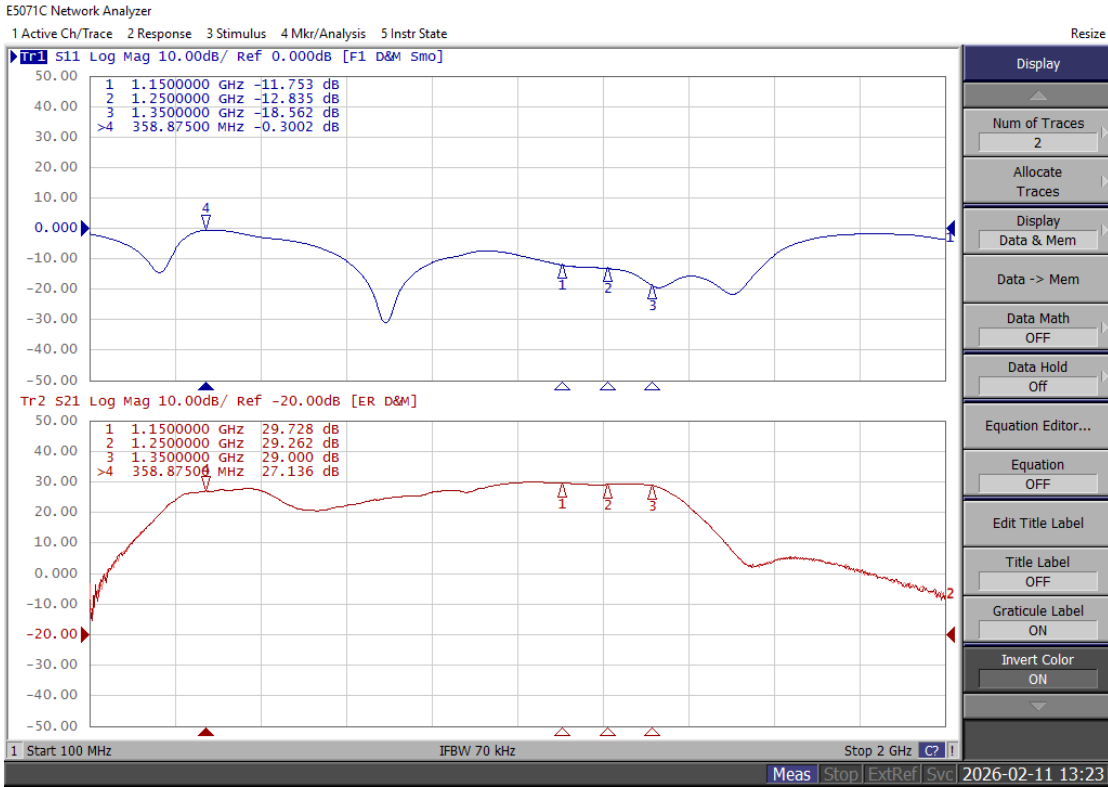
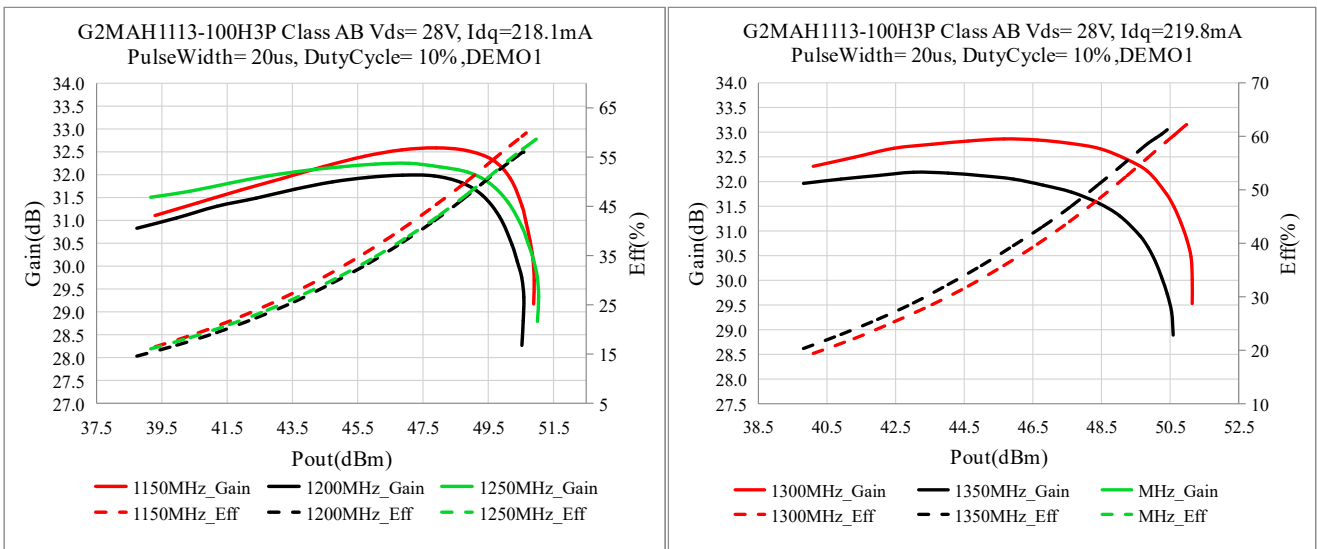
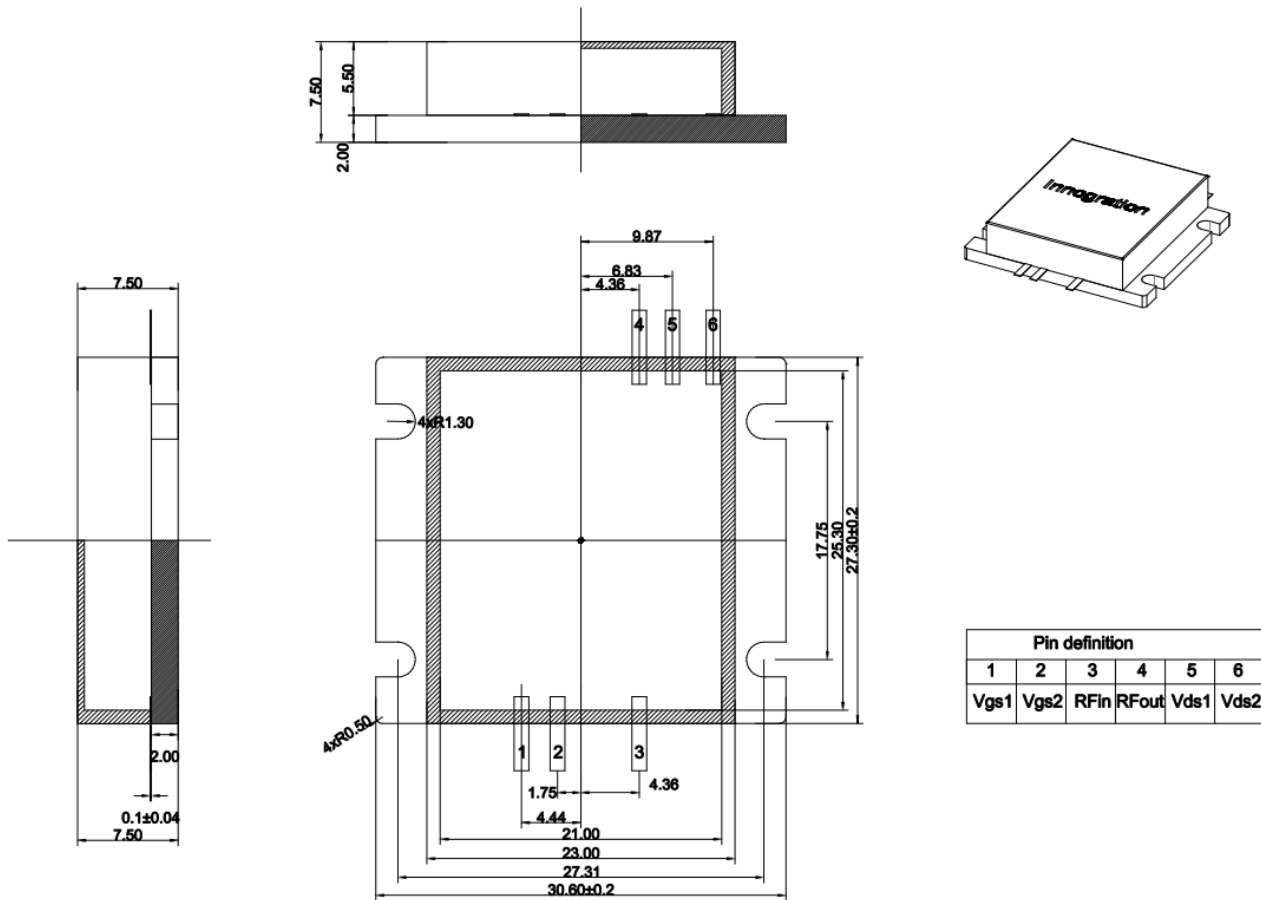


Figure 3. Pout, Eff, Gain, drain current Vs Frequency @28V under pulsed CW condition 10%,100us





Package Dimensions (Unit:mm)



Revision history

Table 6. Document revision history

Date	Revision	Datasheet Status
2026/2/11	Rev 1.0	Advanced Datasheet (XTAH80010PD+NU3013HS)

Application data based on LBG-26-04

Disclaimers

Specifications are subject to change without notice. Innegration believes the information contained within this data sheet to be accurate and reliable. However, no responsibility is assumed by Innegration for any infringement of patents or other rights of third parties which may result from its use. No license is granted by implication or otherwise under any patent or patent rights of Innegration. Innegration makes no warranty, representation or guarantee regarding the suitability of its products for any particular purpose. "Typical" parameters are the average values expected by Innegration in large quantities and are provided for information purposes only. These values can and do vary in different applications and actual performance can vary over time. All operating parameters should be validated by customer's technical experts for each application. Innegration products are not designed, intended or authorized for use as components in applications intended for surgical implant into the body or to support or sustain life, in applications in which the failure of the Innegration product could result in personal injury or death or in applications for planning, construction, maintenance or direct operation of a nuclear facility. For any concerns or questions related to terms or conditions, pls check with Innegration and authorized distributors

Copyright © by Innegration (Suzhou) Co.,Ltd.